

Non-Oil Foreign Trade

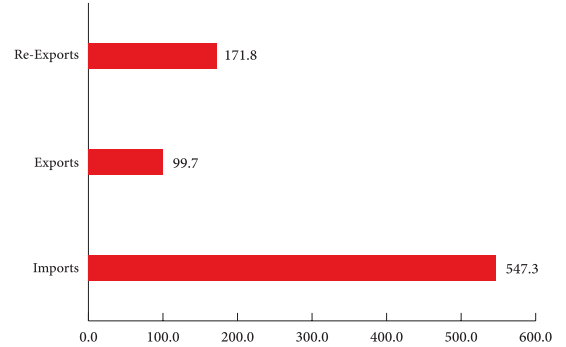
2014 Emirate of Dubai

Direct Foreign Trade

Direct Foreign Trade Imports amounted 547.3 Billion AED in 2014, with contribution of 66.8%.

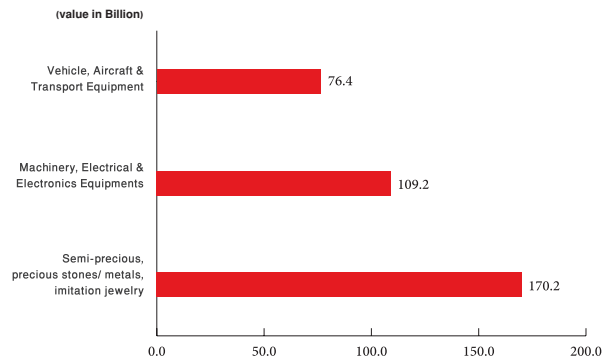
Direct Foreign Trade Exports amounted 99.7 Billion AED in 2014, with contribution of 12.2%.

Direct Foreign Trade Re-Exports amounted 171.8 Billion AED in 2014, with contribution of 21.0%.



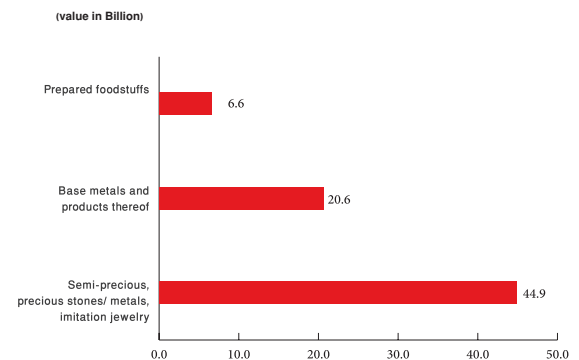
In 2014, Semi-precious/precious stones & metals, imitation jewelry obtain the lead in Imports with amount of 170.2 Billion AED and contribution of 31.1%, then Machinery, electrical and electronics equipment amounted to 109.2 Billion AED with contribution of 20.0%, followed by Vehicles, aircraft, & transport equipment amounted to 76.4 Billion AED with contribution of 14.0%.

▲ The most outstanding sections in Direct Foreign Trade Imports



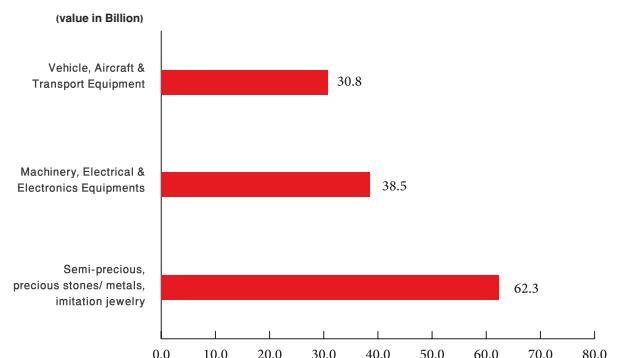
In 2014, Semi-precious/precious stones & metals, imitation jewelry obtain the lead in Exports with amount of 44.9 Billion AED and contribution of 45.0%, then Base metals and products thereof amounted to 20.6 Billion AED with contribution of 20.7%, followed by Prepared foodstuffs amounted to 6.6 Billion AED with contribution of 6.6%.

▲ The most outstanding sections in Direct Foreign Trade Exports



In 2014, Semi-precious/precious stones & metals, imitation jewelry obtain the lead in Re-Export with amount of 62.3 Billion AED and contribution of 36.3%, then Machinery, electrical and electronics equipment amounted to 38.5 Billion AED with contribution of 22.4%, followed by Vehicles, aircraft, & transport equipment amounted to 30.8 Billion AED with contribution of 17.9%.

▲ The most outstanding sections in Direct Foreign Trade Re-Exports

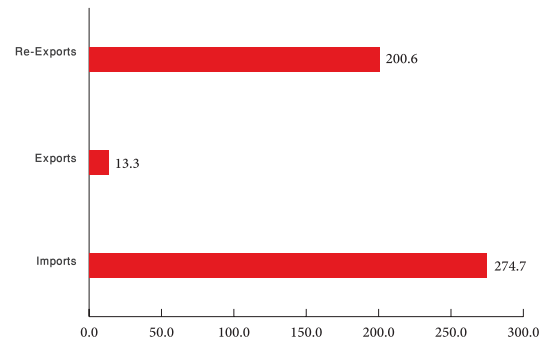


Free Zone Trade

Imports amounted to 274.7 Billion AED and contributed 56.2% of Free Zone Trade in 2014.

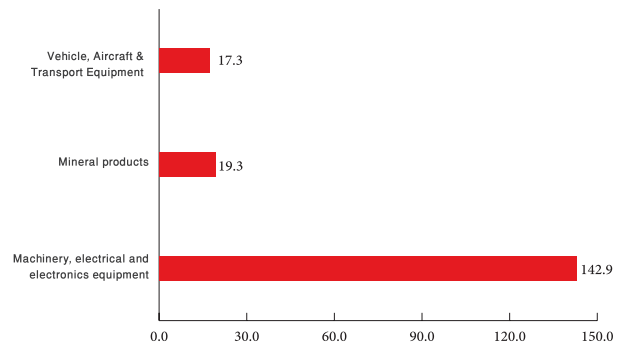
Exports amounted to 13.3 Billion AED and contributed 2.7% of Free Zone Trade in 2014.

Re-Exports amounted to 200.6 Billion AED and contributed 41.1% of Free Zone Trade in 2014.



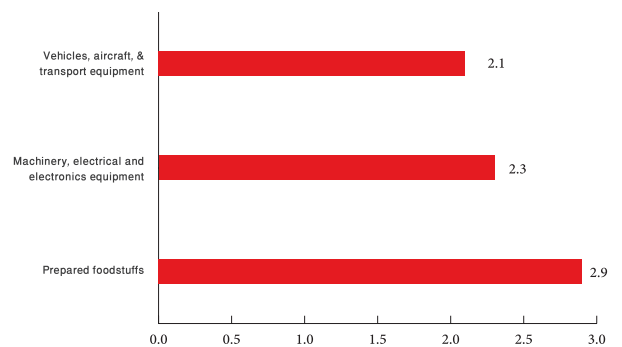
In 2014, Machinery, electrical and electronics equipment obtain the lead in Imports of Free Zone Trade with amount of 142.9 Billion AED and contribution of 52.0%, then Mineral products amounted to 19.3 Billion AED with contribution of 7.0%, followed by Vehicles, aircraft, & transport equipment amounted to 17.3 Billion AED and contribution of 6.3%.

▲ The most outstanding sections in Free Zone Trade Imports (value in Billion)



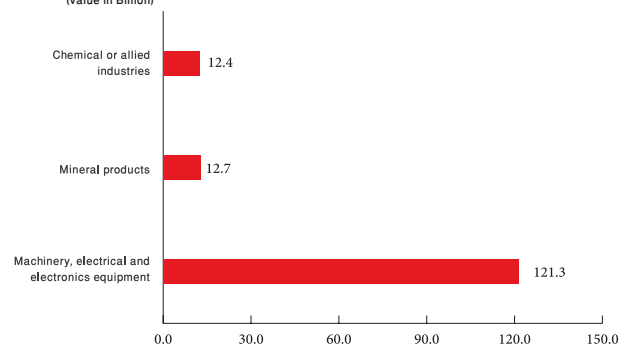
In 2014, Prepared foodstuffs obtain the lead in Exports of Free Zone Trade with amount of 2.9 Billion AED and contribution of 21.6%, then Machinery, electrical and electronics equipment amounted to 2.3 Billion AED with contribution of 17.6%, followed by Vehicles, aircraft, & transport equipment amounted to 2.1 Billion AED and contribution of 15.6%.

▲ The most outstanding sections in Free Zone Trade Exports (value in Billion)



In 2014, Machinery, electrical and electronics equipment obtain the lead in Re-Export of Free Zone Trade with amount of 121.3 Billion AED and contribution of 60.4%, then Mineral products amounted to 12.7 Billion AED with contribution of 6.3%, followed by Chemical or allied industries amounted to 12.4 Billion AED and contribution of 6.2%.

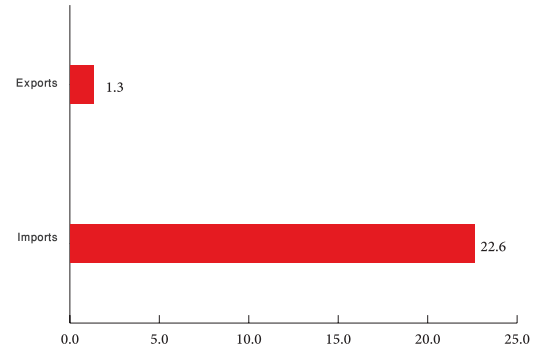
▲ The most outstanding sections in Free Zone Trade Re-Exports (value in Billion)



Custom Warehouse Trade

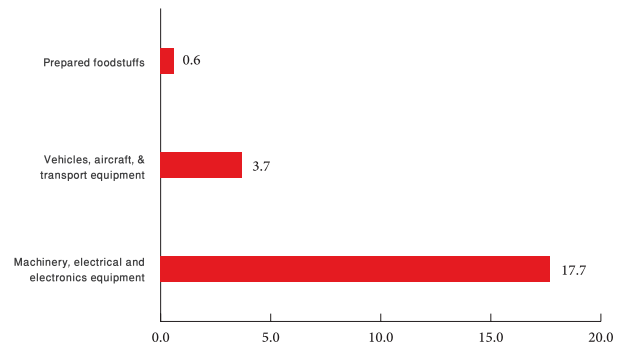
Imports amounted to 22.6 Billion AED and contributed 94.7% of Custom Warehouse Trade in 2014.

Exports amounted to 1.3 Billion AED and contributed 5.3% of Custom Warehouse Trade in 2014.



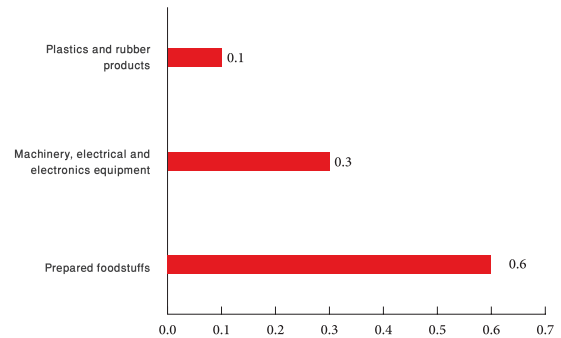
in 2014, Machinery, electrical and electronics equipment obtain the lead in Imports of Custom Warehouse Trade with amount of 17.7 Billion AED and contribution of 78.4%, then Vehicles, aircraft, & transport equipment amounted to 3.7 Billion AED with contribution of 16.2%, followed by Prepared foodstuffs amounted to 0.6 Billion AED and contribution of 2.7%.

▲ The most outstanding sections in Custom Warehouse Trade Imports (value in Billion)



in 2014, Prepared foodstuffs obtain the lead in Exports of Custom Warehouse Trade with amount of 0.6 Billion AED and contribution of 48.2%, then Machinery, electrical and electronics equipment amounted to 0.3 Billion AED with contribution of 25.5%, followed by Plastics and rubber products amounted to 0.1 Billion AED and contribution of 8.5%.

▲ The most outstanding sections in Custom Warehouse Trade Exports (value in Billion)



*Equal values due to rounding process.